

# IPPC Branding Guide

## PLUS PS

### CHEP Pallets (IPPC Branding) Compliance to ISPM 15

The International Plant Protection Convention (IPPC) has developed ISPM 15 guidelines for regulating solid wood packaging used in international trade. These guidelines will help to prevent the introduction and spread of wood pests to protect the world's forests.

The internationally recognized, non-language-specific mark facilitates identification of treated wood packaging material in accordance with ISPM 15, on receipt and inspection, prior to export, at point of entry, or elsewhere.

The IPPC mark is the basis for authorizing the entry of wood packaging without further need of paper declarations of treatment or phytosanitary certificates.

CHEP PLUS PS (phytosanitary) pallets are clearly distinguishable. Marked on two visible and opposing sides to signify the pallet has been treated in accordance with the approved measures defined in ISPM 15. Positions of the mark may vary on other wooden pallet types.

The example CHEP B1208A pallet indicates the block positions on either the A 1200 or B 800 dimension the IPPC may be branded.

The IPPC marks are in addition to the CHEP stenciled logo in white (left block) and ownership (right) on the 1200 Dimension.



#### Example:

branded IPPC mark, verifying compliance to the International Standard for Phytosanitary Measures (ISPM15). The mark must be placed within a frame divided into left and right sections. Any other coding sometimes required by country NPPOs must be outside the frame.

CHEP for more than 2 years is negotiating with the IPPC, the EU Commission and NPPO's pleading for simplified and harmonized ISPM 15 rules-markings, whereas for pooled pallets CHEP has delivered scientific evidence following the outcome of scientific research commissioned by CHEP which concludes that CHEP used pool pallets do not represent phytosanitary risk.

A close-up photograph of an IPPC marking on a wooden pallet. The marking is enclosed in a rectangular frame and is divided into two sections. The left section contains a stylized tree logo. The right section contains the text 'NL-014' and 'HT'. Below the frame, the text 'Q-J' is visible. Callout boxes with lines pointing to specific parts of the marking provide the following information:

- IPPC logo must always appear left of other components of the mark
- 2 digit ISO country Code example: NL - Nederland
- Hyphen is mandatory
- National Plant Protection Convention (NPPO) approved provider registration code
- Treatment code HT = heat treatment
- Other information must appear outside the frame

## Examples: Acceptable - non Acceptable IPPC Branding

### Paint and Ink IPPC Marks

Alternative methods for branding the IPPC mark is using white water based emulsion paint, white or black ink. Applied by roller, stamping and spraying, the quality of the mark is variable. Smoothness of block surface, type of block – solid or composite, dryness of surface to accept the mark, factors sometimes overlooked in deciding the method of application.

Mark prior to ISPM 15 2009 issue without a frame. Technically the mark is incorrect, there is no hyphen between the 2 digit ISO country code (BE=Belgium).

The approved provider registration mark is barely legible, this is the traceable Chain of Custody code to the approved provider. National Plant Protection Organizations (NPPO's) of the receiving country could reject on the basis of illegible marking.

The DB right of the HT stands for debarked. DB was dropped in the 2009 issue of ISPM 15.


ISPM 15 version 2009 set out the requirements of the IPPC mark set within a frame along with acceptable variants of the mark so it may better fit limited available space. IPPC marks prior to 2009 and for a transition period thereafter appear without a frame and continue to be acceptable. All new IPPC marks must appear set within the frame. Be legible - durable and not transferable - placed visibly on two opposing sides.



Examples of ink markings.

Although the marks are legible the permanence and durability as with all paint and ink marking remains in doubt.

The additional information – PROEXPO SA and MADEEX should be outside the frame, but unlikely to be a cause for rejection as the mark is clearly legible.




All the components of the mark comply to ISPM 15 issue 2009 but the mark is illegible and unacceptable.



Good legible IPPC mark with all the requirement components inside a frame.

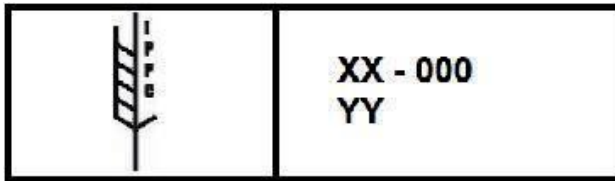
Mark has been sprayed on with white paint.



**Remember to order CHEP PLUS PS pallets for export requirements to Non-EU countries. There is no requirement to use ISPM 15 compliant pallets for intra-European movements of goods. The exception is Portugal, all pallets used for export of goods must be ISPM 15 compliant.**

# IPPC Mark Variants

ISPM 15 Issue 2009



Example 1



Example 2



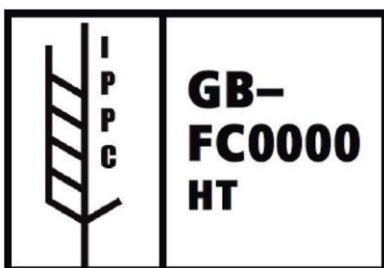
Example 3

Example of mark with frame with rounded corners



Example 4

Example of mark allowing small gaps to be present in the stencilling of the frame and other components of the mark



Example 5



Example 6